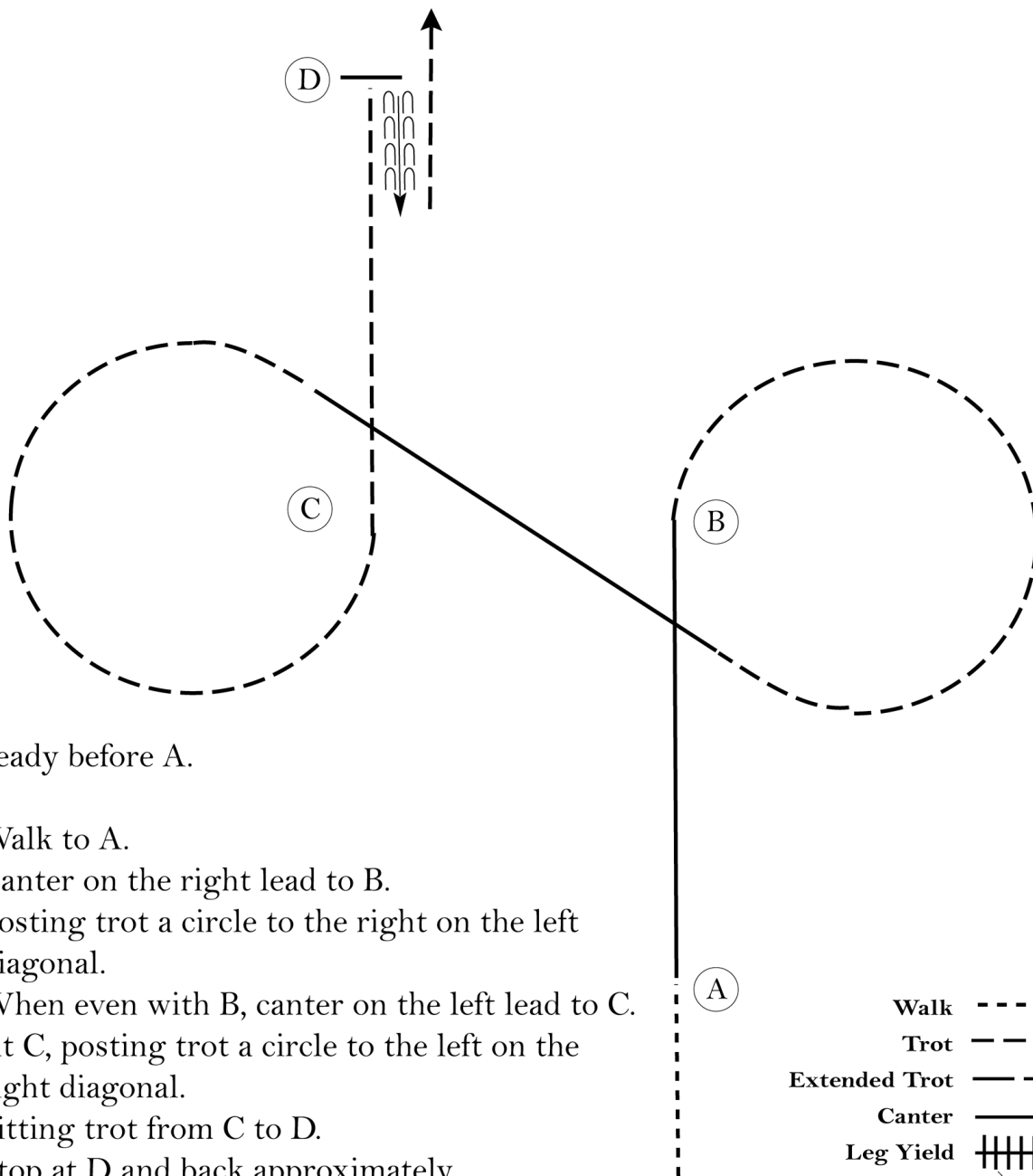


# Scenic City Summer Show

## Hunt Seat Equitation (L1 Amateur/ L1 Youth/ Youth)

Show Date: 7/5/24



Be ready before A.

1. Walk to A.
2. Canter on the right lead to B.
3. Posting trot a circle to the right on the left diagonal.
4. When even with B, canter on the left lead to C.
5. At C, posting trot a circle to the left on the right diagonal.
6. Sitting trot from C to D.
7. Stop at D and back approximately one horse length.

Exit at a sitting trot.

Follow the instructions of your ring steward.

Walk	-----
Trot	- - - - -
Extended Trot	- - - - -
Canter	=====
Leg Yield	
Lead Change	///
Back	←←←←←
Marker	(B)
Sidepass	←-----→
Hand Gallop	=====

[HSE/2-41]

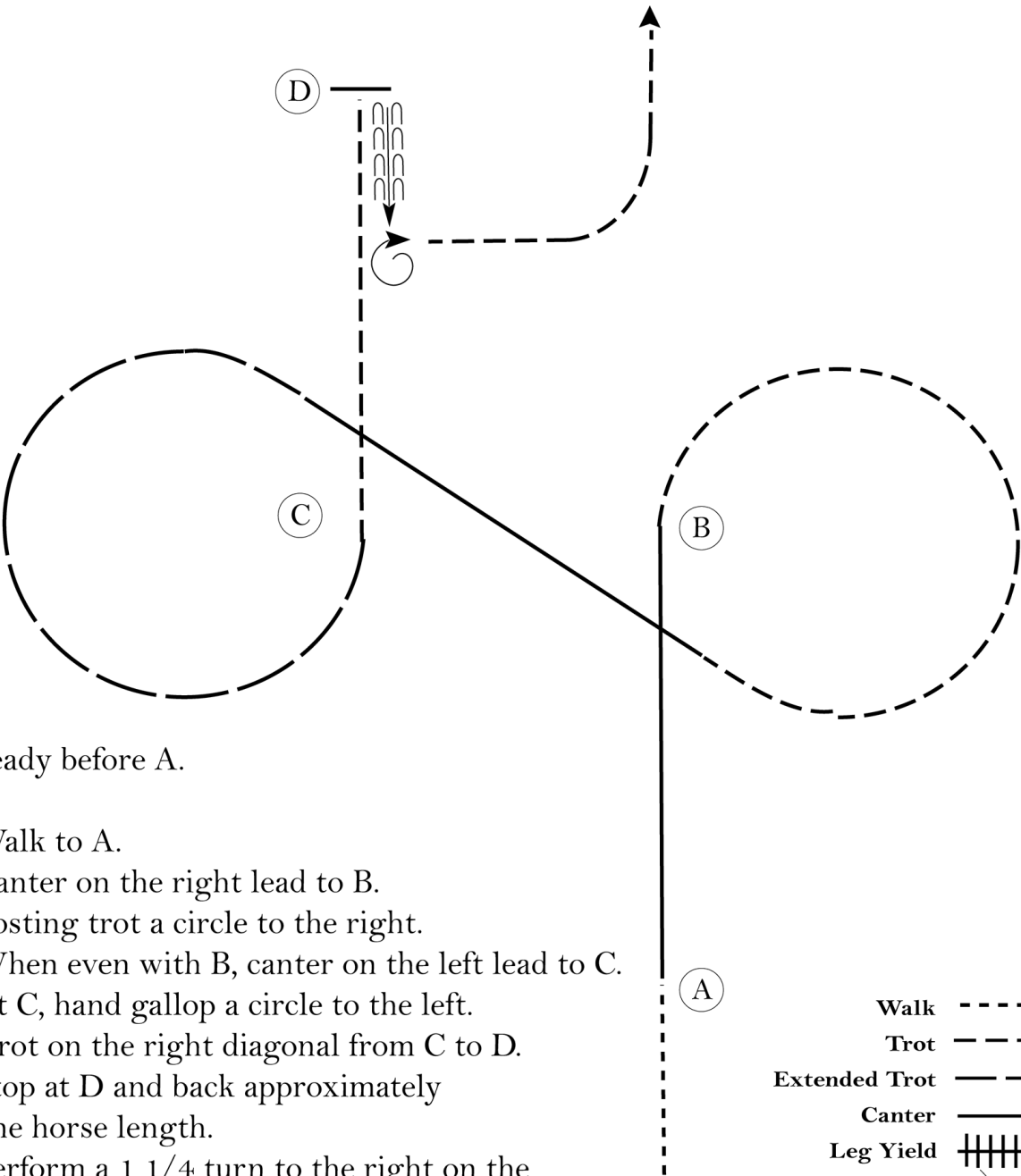
Pattern Provided by:

*Tom Crowley*

# Scenic City Summer Show

## Hunt Seat Equitation (Amateur)

Show Date: 7/5/24



Be ready before A.

1. Walk to A.
2. Canter on the right lead to B.
3. Posting trot a circle to the right.
4. When even with B, canter on the left lead to C.
5. At C, hand gallop a circle to the left.
6. Trot on the right diagonal from C to D.
7. Stop at D and back approximately one horse length.
8. Perform a 1 1/4 turn to the right on the forehand.

Exit at a sitting trot.  
Follow the instructions of your  
ring steward.

Walk	-----
Trot	- - - - -
Extended Trot	- - - - -
Canter	=====
Leg Yield	
Lead Change	///
Back	←←←
Marker	(B)
Sidepass	←→
Hand Gallop	- - - - -

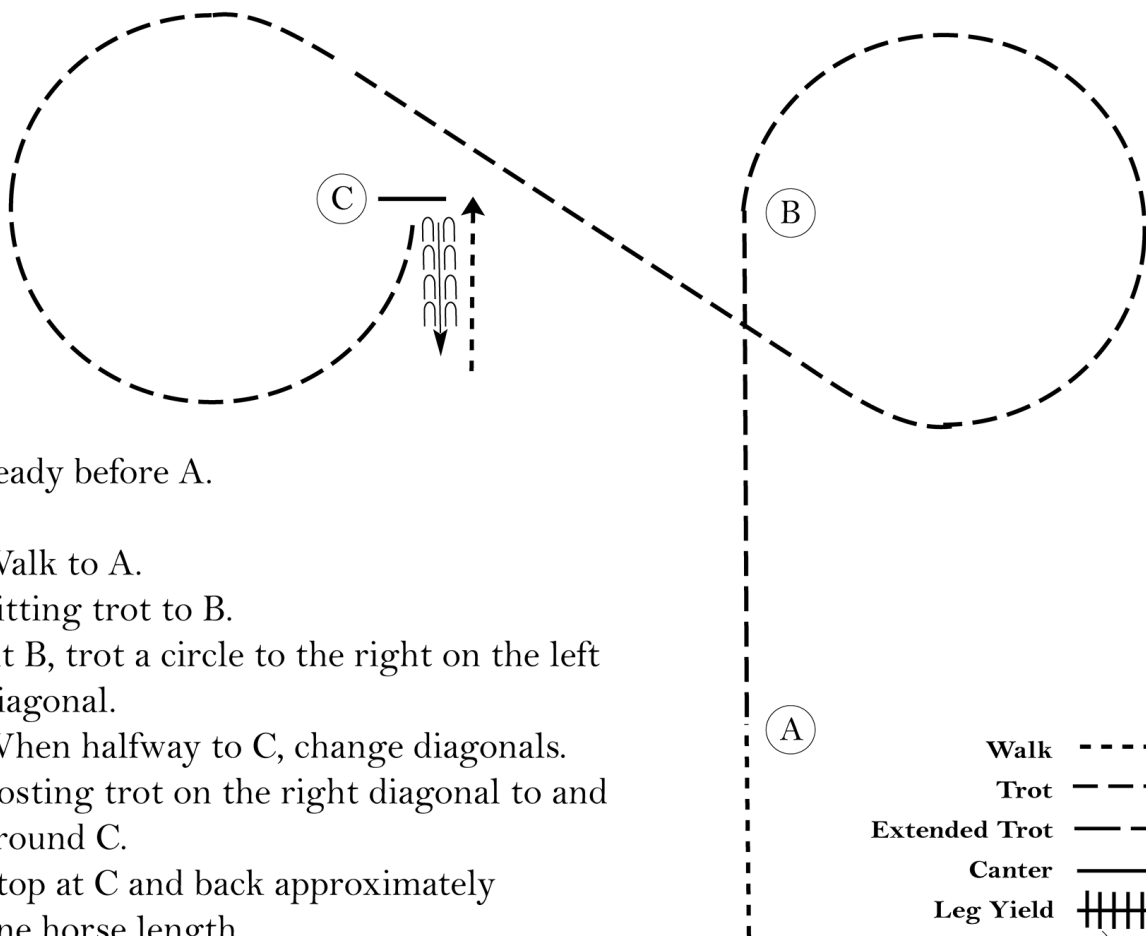
[HSE/3-41]

Pattern Provided by:  
*Tom Crowley*

# Scenic City Summer Show

## Hunt Seat Equitation (L1 Amateur/ L1 Youth /Youth 9)

Show Date: 7/5/24



[HSE/WT-41]

Pattern Provided by:

*Tom Crowley*

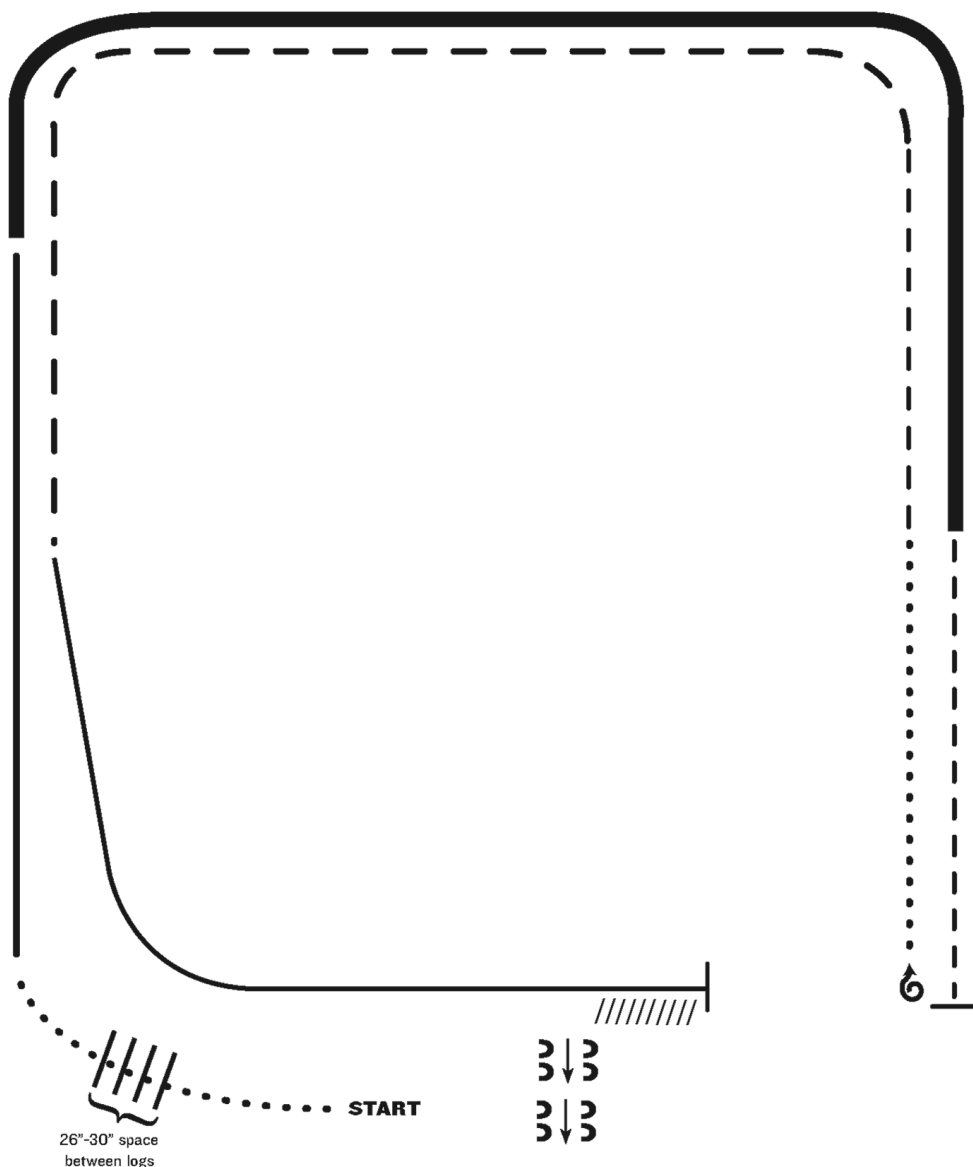
# Scenic City Summer Show

Ranch Riding (Open/ Amateur/Select/ Youth)

Show Date: 7/5/24

www.HorseShowPatterns.com

www.HorseShowPatterns.com



1. Walk
2. Walk over logs
3. Lope right lead
4. Extended lope (right lead)
5. Trot
6. Stop, 1 1/2 turns right
7. Walk
8. Trot
9. Extended trot
10. Lope left lead
11. Stop and Back
12. Side pass right

Note: The drawn description of this pattern is only intended for the general depiction of the pattern. Exhibitors should utilize the arena space to best exhibit their horses.

[RR/AQHA-6]

Pattern Provided by:

*Tom Crowley*

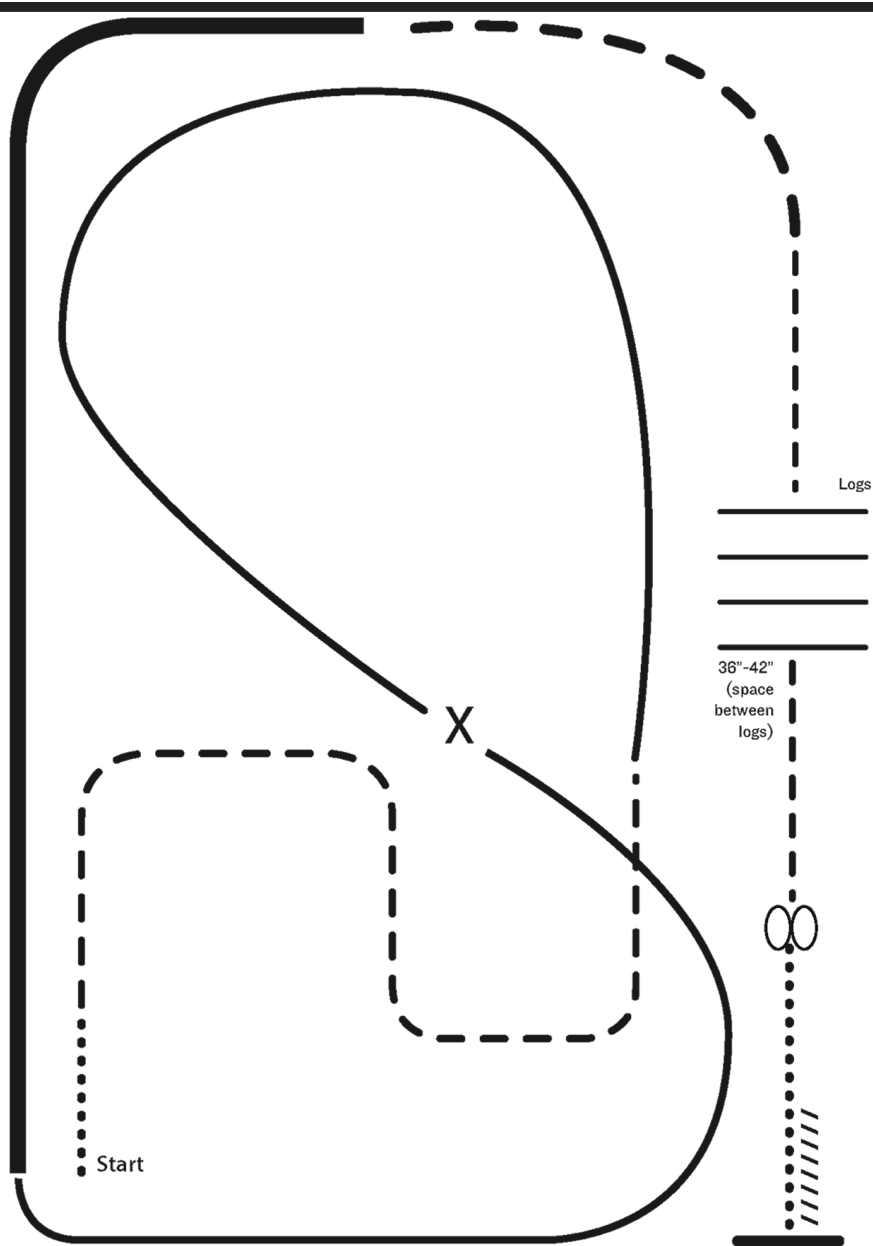
# Scenic City Summer Show

## Ranch Riding (Level 1 Open, Amateur, Youth)

Show Date: 07-05-2024

www.HorseShowPatterns.com

www.HorseShowPatterns.com



- X Lead Change  
••• Walk  
- - - Trot  
- - - Ext trot  
- - - Lope  
- - - Ext Lope  
//////// Back

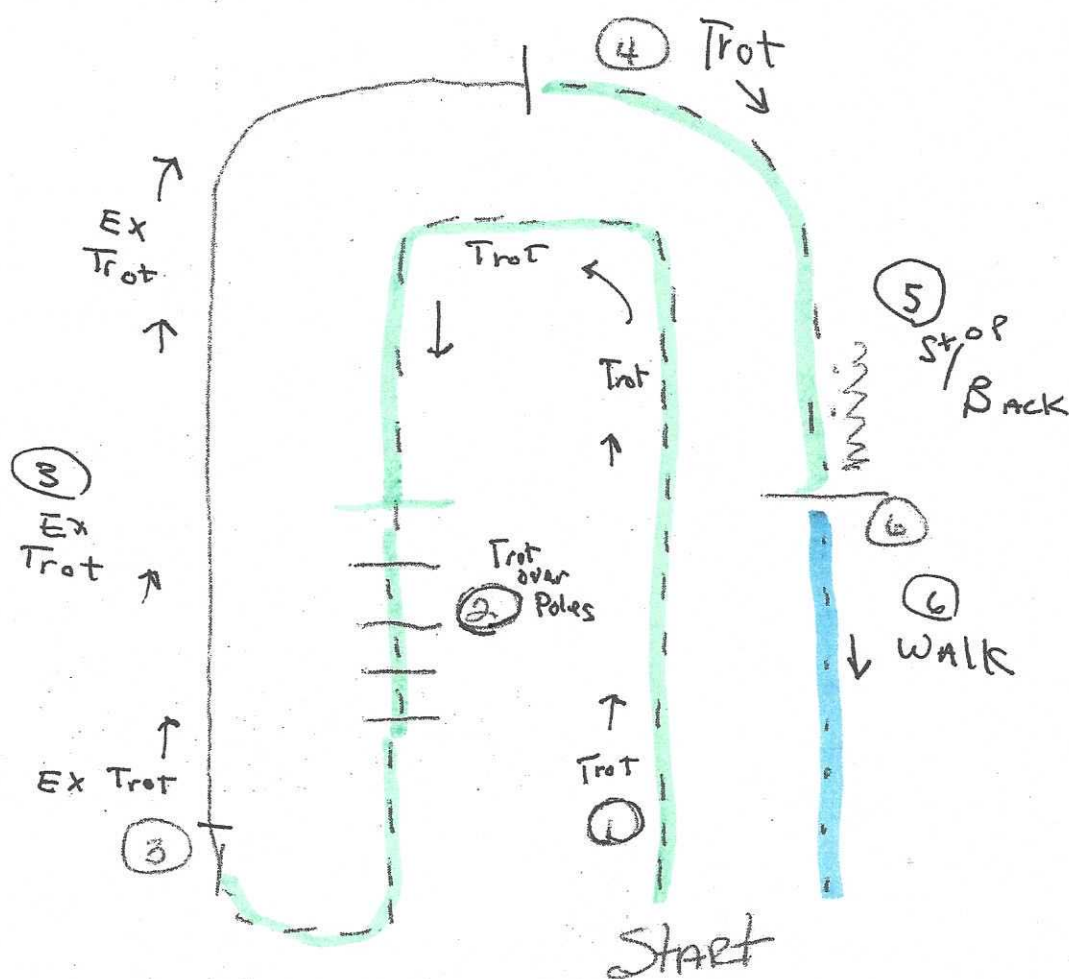
1. Walk
2. Trot serpentine
3. Lope left lead around the end of the arena and then diagonally across the arena
4. Change leads (simple or flying) and
5. Lope on the right lead around end of the arena
6. Extend lope on the straight away and around corner to the center of the arena
7. Extend trot around corner of the arena
8. Collect to a trot
9. Trot over logs
10. Stop, do 360 degree turn each direction (either direction 1st) (L-R or R-L)
11. Walk, stop and back

[RR/AQHA-3]

Pattern Provided by:  
*Tom Crowley*

Ranch Riding w/T 9 + under

Ranch Riding w/T 9 + under

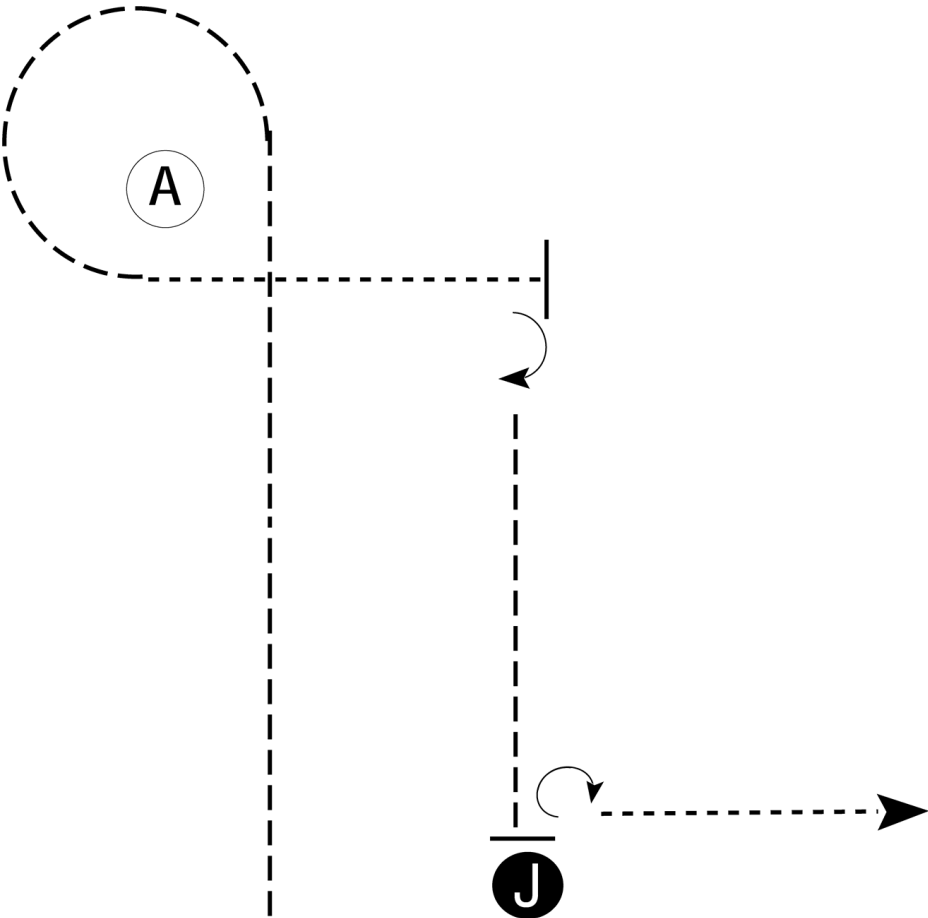


- ① Trot
- ② Trot over poles
- ③ Extended Trot
- ④ Trot
- ⑤ Stop & Back
- ⑥ Walk to exit

# Scenic City Summer Show

## Showmanship (Youth 9)

Show Date: 7/5/24



Be ready even with judge.

1. Trot to and around A.
2. Walk from A until even with judge.
3. Stop and perform a 90 degree turn.
4. Trot to judge.
5. Stop and set up for inspection.
6. When dismissed, perform a 270 degree turn.
7. Walk straight away from judge.

Follow the instructions of your ring steward.

Walk	-----
Trot	- - - - -
Back	← ⊞ ⊞ ⊞ ⊞
Marker	⊞ B
Judge	● J

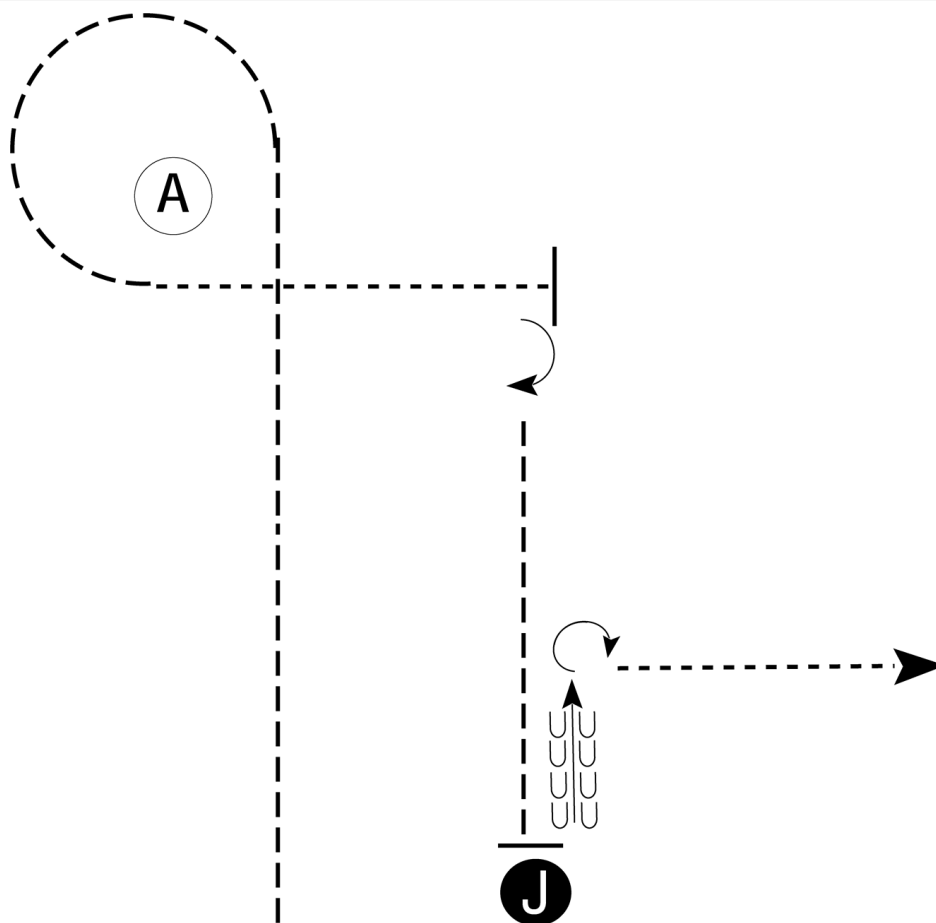
[S/1-76]

Pattern Provided by:  
*Tom Crowley*

# Scenic City Summer Show

## Showmanship (L1 Youth/L1 Amateur/13)

Show Date: 7/5/24



Be ready even with judge.

1. Trot to and around A.
2. Walk from A until even with judge.
3. Stop and perform a 90 degree turn.
4. Trot to judge.
5. Stop and set up for inspection.
6. When dismissed, back approximately 2 horse lengths.
7. Perform a 270 degree turn.
8. Walk straight away from judge.

Follow the instructions of your ring steward.

Walk	-----
Trot	- - - - -
Back	← ⊞ ⊞ ⊞ ⊞
Marker	⊞ B
Judge	⊞ J

[S/2-76]

Pattern Provided by:  
*Tom Crowley*

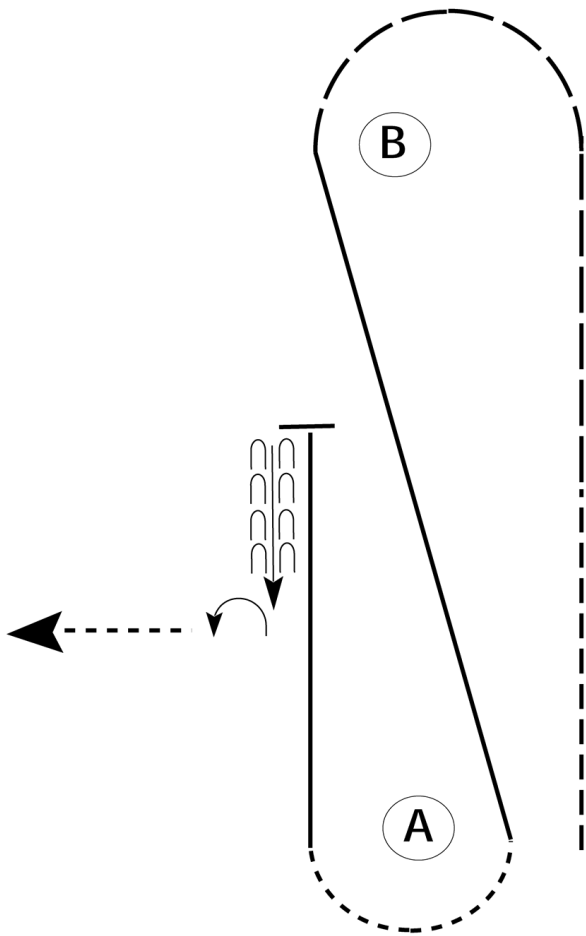




# Scenic City Summer Show

Western Horsemanship (L 1 Amateur/L1 Youth/ Youth 13)

Show Date: 7/5/24



Be ready at A.

1. Jog halfway to B.
2. Extend the jog to and around B.
3. Lope on the left lead diagonally back to A.
4. Walk around A.
5. Lope on the right lead halfway to B.
6. Stop and back approximately two horse lengths.
7. Perform a 1/4 turn to the left.
8. Walk straight away.

Follow the instructions of your ring steward.

Walk	-----
Jog	- - - - -
Extended Jog	- _ _ _ -
Lope	
Lead Change	
Back	
Marker	

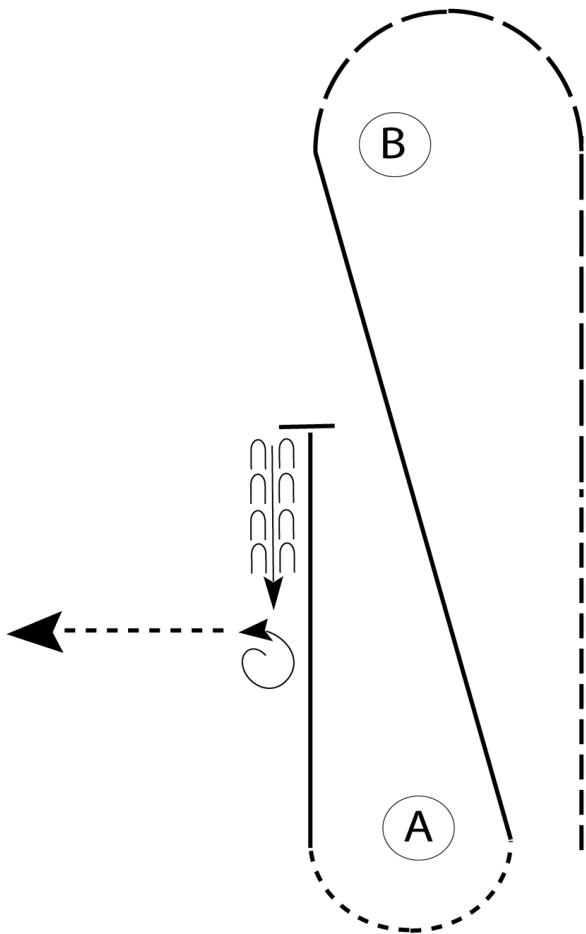
[WH/2-86]

Pattern Provided by:  
*Tom Crowley*

# Scenic City Summer Show

## Western Horsemanship (Select/Amateur/Youth14-18)

Show Date: 7/5/24



Be ready at A.

1. Jog halfway to B.
2. Extend the jog to and around B.
3. Lope on the left lead diagonally back to A.
4. Walk around A.
5. Lope on the right lead halfway to B.
6. Stop and back approximately two horse lengths.
7. Perform a 1 1/4 turn to the left.
8. Walk straight away.

Follow the instructions of your ring steward.

Walk	-----
Jog	-----
Extended Jog	-----
Lope	-----
Lead Change	
Back	
Marker	

[WH/3-86]

Pattern Provided by:

Tom Crowley

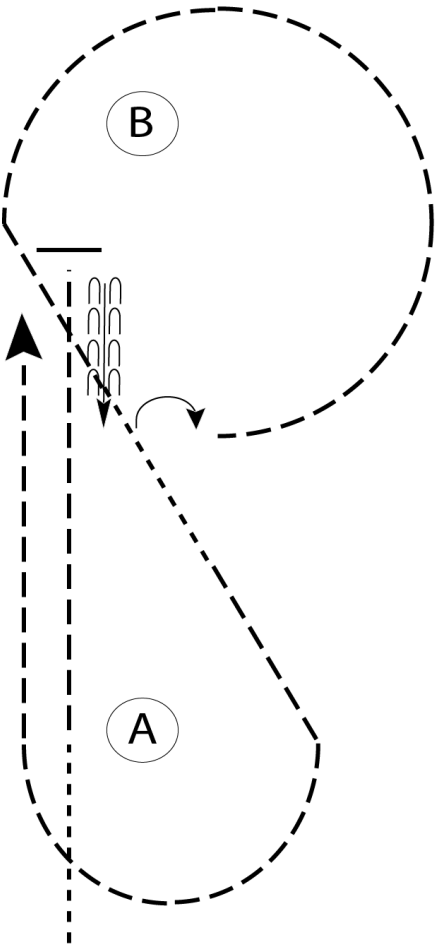
# Scenic City Summer Show

Western Horsemanship (W/T/ L1 Youth/ L1 Amateur/ 9)

Show Date: 7/5/24

www.HorseShowPatterns.com

www.HorseShowPatterns.com



Be ready before A.

1. Walk to A.
2. Jog 2/3 of the way to B.
3. Stop and back to center of pattern.
4. Turn 1/4 turn right.
5. Jog to and around B and toward center of pattern.
6. Break to a walk through middle of pattern.
7. Jog around A and to exit as shown.

Follow the instructions of your ring steward.

Walk	-----
Jog	- - - - -
Extended Jog	— — —
Lope	
Lead Change	
Back	
Marker	(B)

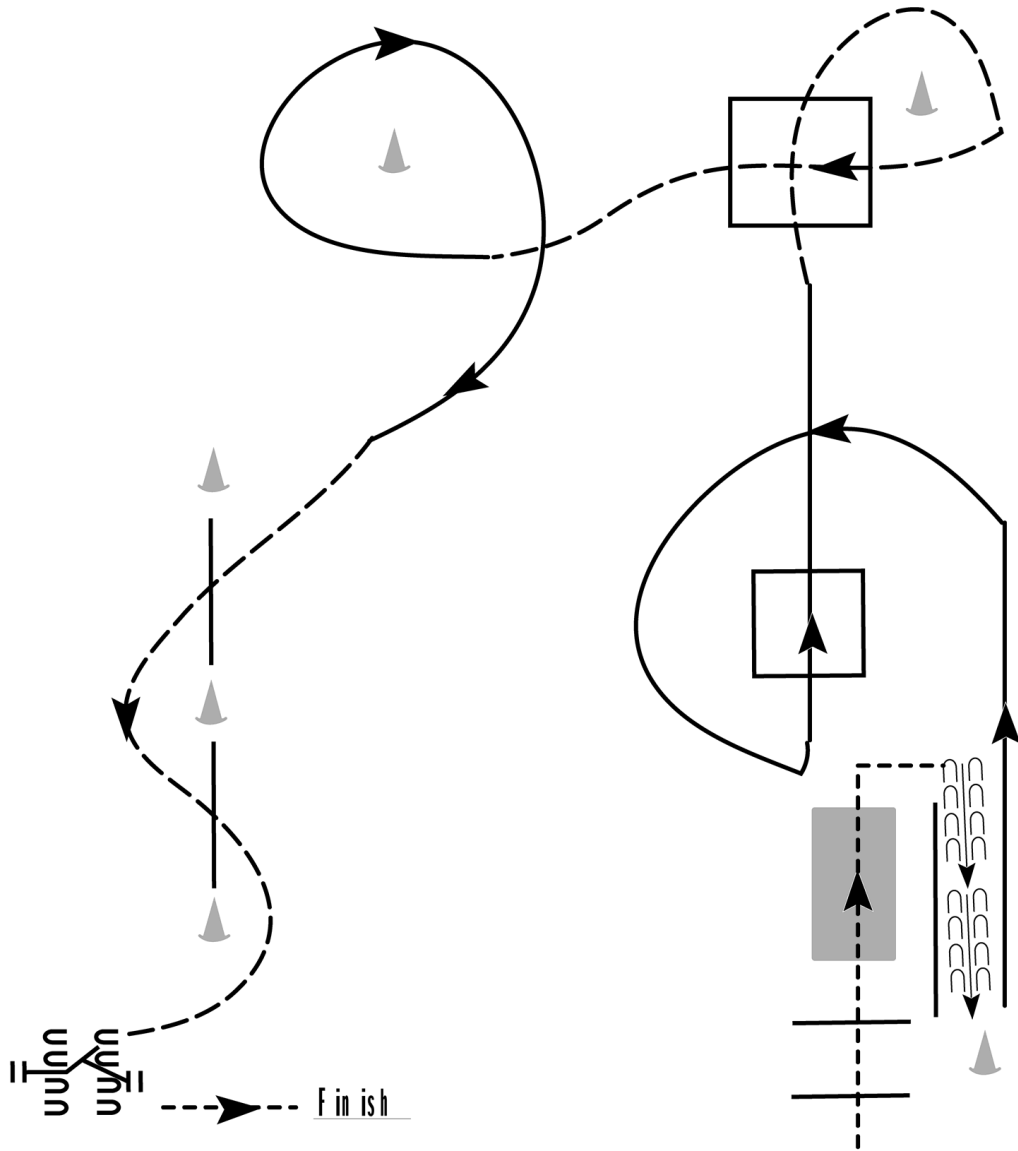
[WH/WT-99]

Pattern Provided by:  
*Tom Crowley*

# IQHA Scenic City

## Trail - Level 1 Open, Youth & Amateur

Show Date: July 2024



1. Walk over poles and bridge.
2. Back into chute.
3. Lope out of chute, around and thru box on left lead.
4. Jog thru box and around cone as shown.
5. Lope around cone on right lead.
6. Jog thru serpentine and over poles to gate.
7. Work gate with left hand and walk to finish.

Walk	-----
Jog	-----
Lope	-----
Back	-----
Marker	▲
Sidepass	←-----

[T/1-43]

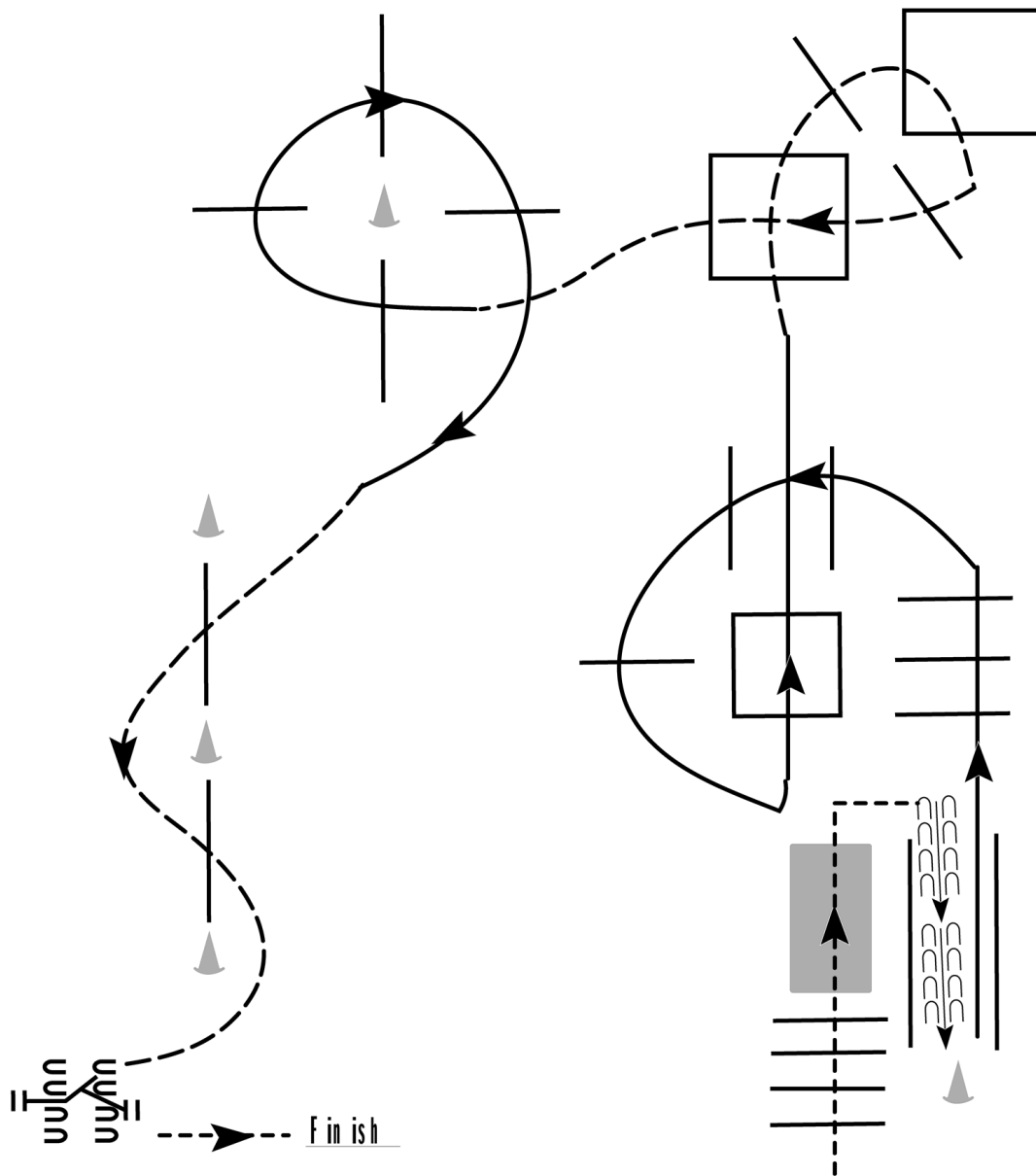
Pattern Provided by:

*The Judges*

# IQHA Scenic City

Trail Open, Amateur, Select, Youth

Show Date: July 2024



1. Walk over poles and bridge.
2. Back into chute.
3. Lopec out of chute and over poles and thru box on left lead.
4. Jog thru boxes and over poles as shown.
5. Lopec over poles on right lead.
6. Jog thru serpentine and over poles to gate.
7. Work gate with left hand and walk to finish.

Start

Walk	-----
Jog	- - - - -
Lope	—————
Back	←←←←←
Marker	▲
Sidepass	←-----→

[T/3-43]

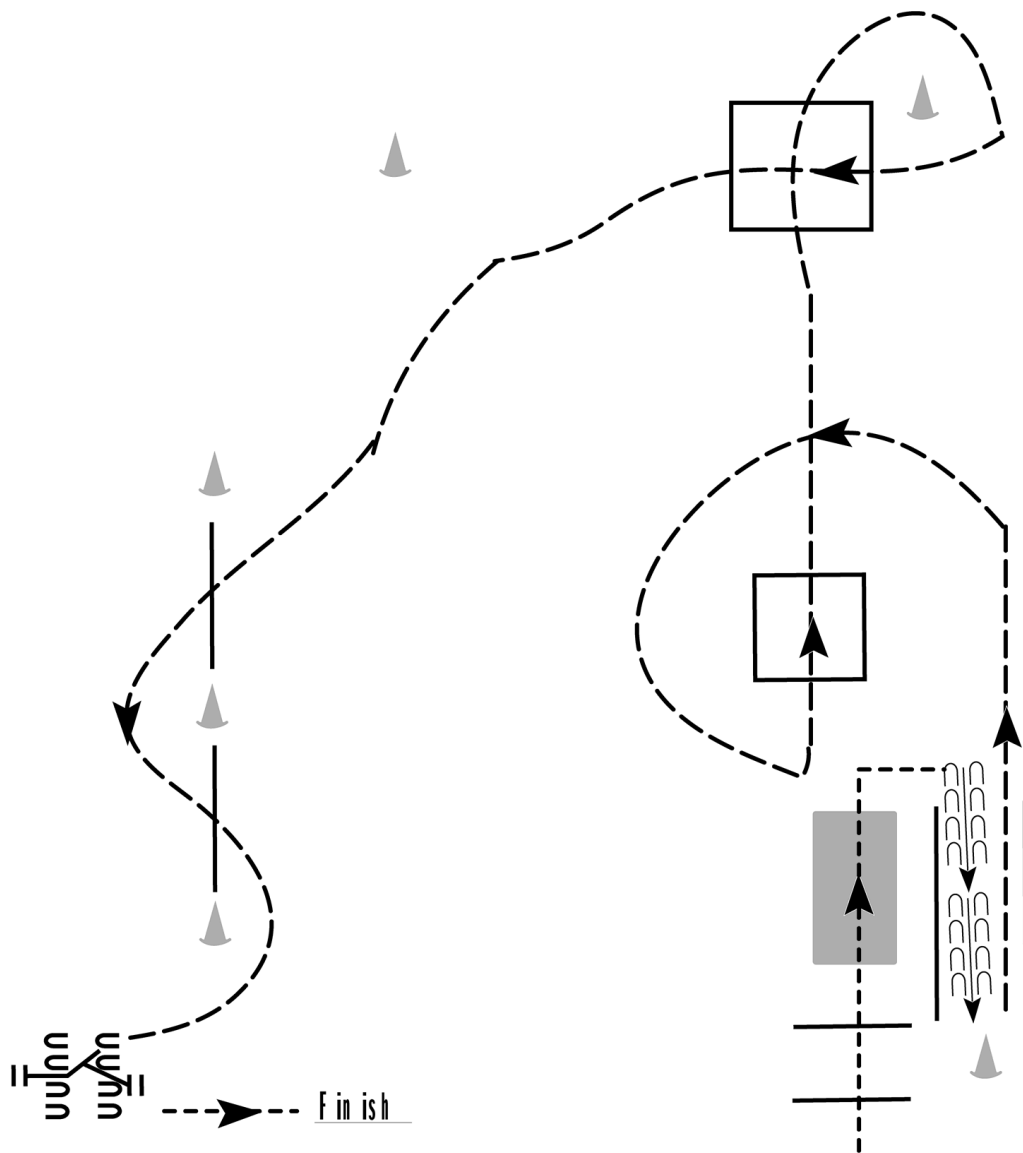
Pattern Provided by:

*The Judges*

# IQHA Scenic City

## Walk-Trot Trail

Show Date: July 2024



1. Walk over poles and bridge.
2. Back into chute.
3. Jog out of chute, around and thru box.
4. Jog thru box and around cone as shown.
5. Jog thru serpentine and over poles to gate.
6. Work gate with left hand and walk to finish.

Start

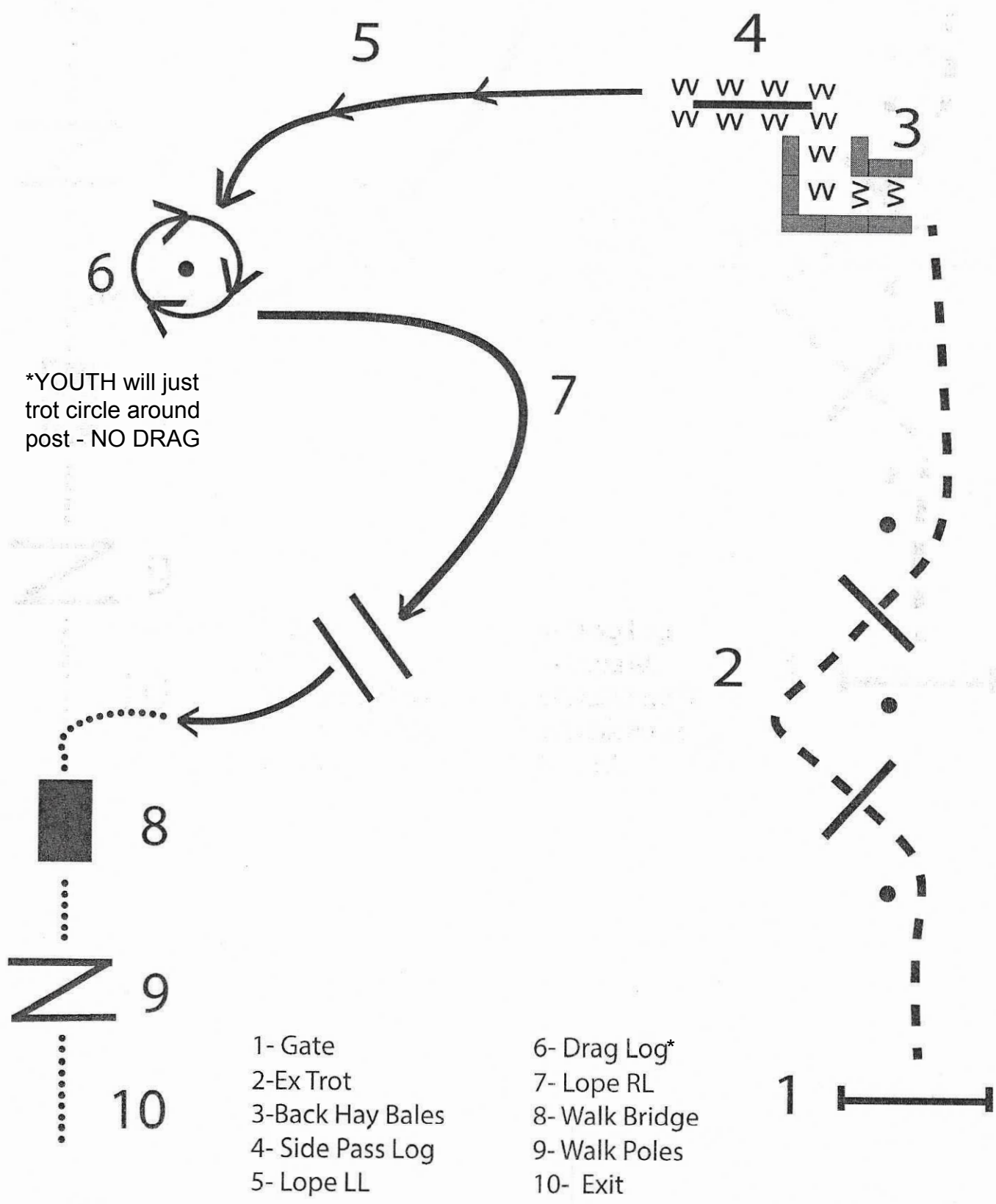
Walk	-----
Jog	- - - - -
Lope	=====
Back	←←←←←
Marker	▲
Sidepass	←-----→

[T/WT-43]

Pattern Provided by:

*The Judges*

# Ranch Trail



- |                   |                |
|-------------------|----------------|
| 1- Gate           | 6- Drag Log*   |
| 2- Ex Trot        | 7- Lope RL     |
| 3- Back Hay Bales | 8- Walk Bridge |
| 4- Side Pass Log  | 9- Walk Poles  |
| 5- Lope LL        | 10- Exit       |